


*Joseph Stipan*


**Portfolio**




# Joseph P. Stipan

Learning Designer - Graphic Designer - Content Creator

 (503) 927-7956

 josephstipan93@gmail.com

 www.linkedin.com/in/josephstipan

 josephstipan.com

## EDUCATION

### Arizona State University GPA: 4.0

Tempe, AZ

Master's Degree in Education (MEd) Learning

Design & Technology

December 2019 - December 2021

#### Awards & Honors

- Honor Roll

### Washington State University Vancouver

GPA: 3.8

Vancouver, WA

Bachelor of Arts (B.A) Digital Technology & Culture

August 2017 - December 2019

#### Awards & Honors

- Honor Roll

## PROJECTS

### SunModo's 20x20 Trade Show Booth Design | 2025

<https://www.facebook.com/sunmodo>

- Developed multiple designs for SunModo's 20x20 display of their most recent product to enhance brand recognition among solar racking installers and distributors at various trade shows
- Developed precise designs that align with the specifications and measurements provided, ensuring a seamless and effective representation of our brand at the event.

### SunModo Instructional Videos for NanoRack Installation | 2024

<https://www.youtube.com/@Sunmodo>

- Filming a full installation of SunModo's newest product on a demo roof vividly illustrates the step-by-step process and showcases its innovative features in a real-world setting.
- Proficient in filming, editing, and uploading the NanoRack installation.

### Columbia Freight Systems Inc. Rebuilt Website | Early 2023

<https://columbiafreightsystems.com>

- Developed leadership skills while working within a group to re-design the company's website
- Designed from the ground up, using images and videos taken within the company's facility

## EXPERIENCE

### Marketing Coordinator

SunModo Corp, Vancouver, WA / Feb 2023 - March 2025

- Developed visually compelling layouts and graphics for monthly publications, enhancing overall reader engagement and brand identity.
- Created engaging instructional videos detailing the installation process of solar racking products, enhancing user understanding and product usability.
- Managed multiple projects simultaneously, meeting tight deadlines while maintaining high-quality standards.
- Designed and maintained the company website, enhancing user experience and optimizing site functionality.
- Coordinated booth scheduling and layout planning to optimize visibility and engagement at various industry events.

### DIGITAL TECHNOLOGY MANAGER

Columbia Freight Systems, Portland, OR / June 2017 - Feb 2023

- Create Learning Management Systems (LMS) to teach current Class A drivers updated driver safety and learning performance training virtually.
- Develop graphics and layouts for product illustrations, company logos, and Internet websites.
- Participate in new product planning or market research, including studying the potential need for new products.

### CREATIVE DIRECTOR

ToolBelt, Vancouver, WA / May 2019 - March 2020

- Create designs, concepts, and sample layouts based on knowledge of layout principles and esthetic design concepts.
- Organize and string together raw footage into a continuous whole according to scripts or the instructions of directors and producers.
- Prepare sketches of ideas, detailed drawings, illustrations, artwork, or blueprints, using drafting instruments, paints, and brushes, or computer-aided design equipment.


## TECHNICAL SKILLS


### 2D & 3D Design

- Canva
- 3D Printing
- Adobe Illustrator
- Adobe Photoshop
- Adobe Acrobat
- Maya
- Zoho Email Campaign


# Joseph P. Stipan

Learning Designer - Graphic Designer - Content Creator

 (503) 927-7956

 josephstipan93@gmail.com

 www.linkedin.com/in/josephstipan

 josephstipan.com

## Columbia Freight Systems Truck Safety & Driver Performance Learning Management System | Winter 2021

*A truck safety learning management system (LMS) for Class A Truck Drivers. to review and learning throughout the year.*

- Supply ongoing yearly training to all Class A drivers
- Collaborated with Rise 360 (a web-based course creator) for the use of online modules
- Designed from the group up, from the layout to the website

## VanParksVision | Videographer | Fall 2019

*A mobile app that uses augmented reality to envision two upcoming city parks in Vancouver Washington.*

- Collaborating with a small team to create promotional and informational videos for both North Image and Marshall Park
- Creating storyboards and scripts for each video.
- Shot and edited six videos to showcase the effort to make Vancouver parks accessible to all

## Learning Management Skills

- Articulate 360
- Basecamp
- Microsoft Office
- Slack

## Programming

- HTML5/CSS3
- Twine
- WordPress Website Builder
- Wix Website Builder

## Audio/Video

- Adobe After Effects
- Adobe Audition
- Adobe Premiere Pro
- Adobe Spark
- Audacity
- Flipgrid
- GarageBand

## Application Software


- AI Software
- Microsoft Word
- Microsoft Excel
- Microsoft Power Point
- Microsoft Outlook
- Teams

## ADDITIONAL SKILLS

- Adult Learning
- Booth Design
- Communication
- Curriculum Development
- Event Planning
- Script Writing
- Social Media Organizer
- Trade Show Development

*Deplomas and*

**Transcripts**



# Arizona State University

The Arizona Board of Regents

by virtue of the authority vested in it by law and  
on recommendation of the University Faculty does hereby confer on

**Joseph Patrick Stipan**


who has satisfactorily completed the Studies prescribed therefor  
the Degree of


**Master of Education**  
**Learning Design and Technologies**

in the

**Harry W. Fulton Teachers College**

with all the Rights, Privileges and Honors therunto appertaining  
this thirteenth day of December, two thousand and twenty-one.

  
Douglas G. Young  
Governor of Arizona

  
Chair of the Board



  
Michael ...  
President of the University

# Arizona State University

## Unofficial Transcript

**Name:** Joseph Patrick Stipan  
**Student ID:** 1220313692

Print Date: 01/05/2022  
 External Degrees  
 Washington State University  
 Bachelor of Arts 12/01/2019

**Degrees Awarded**

Degree: Master of Education  
 Confer Date: 12/13/2021  
 Degree GPA: 4.00  
 Plan: Learning Design and Technologies  
 Mary Lou Fulton Teachers College

**Beginning of Graduate Record**

**2020 Summer**

Course	Description	Attempted	Earned	Grade	Points
EDP 540	Learning Theories & Instructional Strategies	3.000	3.000	A+	12.999
EDT 501	Foundations of Learning Design & Tech	3.000	3.000	A	12.000
		<b>Attempted</b>	<b>Earned</b>	<b>Points</b>	
Term GPA:	4.00	Term Totals	6.000	6.000	24.999
Cum GPA:	4.00	Cum Totals	6.000	6.000	24.999

**2020 Fall**

Course	Description	Attempted	Earned	Grade	Points
EDT 502	Design and Development of Instructional Systems	3.000	3.000	A	12.000
EDT 511	Emerging Trends in Technology Learning Design	3.000	3.000	A+	12.999
		<b>Attempted</b>	<b>Earned</b>	<b>Points</b>	
Term GPA:	4.00	Term Totals	6.000	6.000	24.999
Cum GPA:	4.00	Cum Totals	12.000	12.000	49.998

**2021 Spring**

Course	Description	Attempted	Earned	Grade	Points
EDT 506	Evaluation of Learning Systems	3.000	3.000	A+	12.999
EDT 523	Issues in Online & Distance Education	3.000	3.000	A	12.000
		<b>Attempted</b>	<b>Earned</b>	<b>Points</b>	
Term GPA:	4.00	Term Totals	6.000	6.000	24.999
Cum GPA:	4.00	Cum Totals	18.000	18.000	74.997

**2021 Summer**

Course	Description	Attempted	Earned	Grade	Points
COE 501	Intro to Research/Evaluation in Education	3.000	3.000	A	12.000
EDT 503	Design Effective Communication	3.000	3.000	A	12.000

	Term GPA:	4.00	Term Totals	6.000	6.000	24.000
	Cum GPA:	4.00	Cum Totals	24.000	24.000	98.997

**2021 Fall**

Course	Description	Attempted	Earned	Grade	Points
EDT 504	Modalities of Learning	3.000	3.000	A	12.000
EDT 593	Applied Project	3.000	3.000	A	12.000
		<b>Attempted</b>	<b>Earned</b>	<b>Points</b>	
Term GPA:	4.00	Term Totals	6.000	6.000	24.000
Cum GPA:	4.00	Cum Totals	30.000	30.000	122.997

END OF TRANSCRIPT

# Washington State University



On all whom these presents shall have come: Greeting:

We it known that we, the President and Faculty of the University under authority of the Board of Regents and the laws of the State of Washington, have admitted

**Joseph Patrick Stigan**

to the degree of

**Bachelor of Arts in Digital Technology and Culture**

*Summa Cum Laude*

with all the Rights, Privileges, and Dignities to that Degree appertaining.

Granted on the fourteenth day of December in the year two thousand and nineteen.

*Paul H. Schulz*  
President of the University

*Brett D. Blankenship*  
Chair of the Board of Regents

UNOFFICIAL ACADEMIC RECORD

Undergraduate

Name: **Stipan, Joseph Patrick**  
 Student ID: **011597563**

Institution Info: Washington State University  
 Institution ID: 003800  
 Print Date: 02/18/2021

Degrees Awarded

Degree: BA in Digital Technology and Culture  
 Confer Date: 12/14/2019  
 Degree Honors: Cum Laude  
 Plan: Major in Digital Technology and Culture  
 Sub-Plan: Creative Media and Digital Culture Option

Beginning of Undergraduate Record

2017 Fall Semester

Program:	Undergraduate Degree-Seeking Psychology	Attempted	Earned	Grade	Points
Course	101 Digital Technology & Culture	3,000	3,000	A	12,000
DTC	338 Digital Technology & Culture	3,000	3,000	A-	11,100
Course Topic:	476 Digital Cinema	3,000	3,000	A-	11,100
DTC	103 Digital Literacies Visual Concepts II	3,000	3,000	A	12,000
Term GPA	3,850	12,000	12,000		46,200
Transfer Term GPA	64,320	64,320	64,320	0,000	0,000
Combined GPA	3,850	76,320	76,320	12,000	46,200
Cum GPA	3,850	12,000	12,000	12,000	46,200
Transfer Cum GPA	64,320	64,320	64,320	0,000	0,000
Combined Cum GPA	3,850	76,320	76,320	12,000	46,200
Term Honor:	President's Honor Roll				

2018 Spring Semester

Program:	Digital Technology Culture, BA	Attempted	Earned	Grade	Points
Plan:	Major in Digital Technology and Culture				
Subplan:	Creative Media and Digital Culture Option				
Course	201 Methods for Digital Technology	3,000	3,000	A-	11,100
DTC	354 Digital Storytelling	3,000	3,000	A	12,000
DTC	355 Multimedia Authoring	3,000	3,000	B+	9,900
DTC	356 Information Structures	3,000	3,000	A	12,000

Term GPA	3,750	Term Totals	12,000	Earned	45,000
Transfer Term GPA	0,000	0,000	0,000	0,000	0,000
Combined GPA	3,750	12,000	12,000	12,000	45,000
Cum GPA	3,800	24,000	24,000	24,000	91,200
Transfer Cum GPA	64,320	64,320	64,320	0,000	0,000
Combined Cum GPA	3,800	88,320	88,320	24,000	91,200
Term Honor:	President's Honor Roll				

2018 Fall Semester

Program:	Digital Technology Culture, BA	Attempted	Earned	Grade	Points
Plan:	Major in Digital Technology and Culture				
Subplan:	Creative Media and Digital Culture Option				
Course	208 Intro to Digital Cinema	3,000	3,000	B+	9,900
DTC	335 Digital Animation Composition and Design	3,000	3,000	B+	9,900
DTC	336 Digital Animation Composition and Design	3,000	3,000	A	12,000
DTC	375 Language, Texts & Techno	3,000	3,000	A	12,000
Term GPA	3,650	12,000	12,000	12,000	43,800
Transfer Term GPA	0,000	0,000	0,000	0,000	0,000
Combined GPA	3,650	12,000	12,000	12,000	43,800
Cum GPA	3,750	36,000	36,000	36,000	135,000
Transfer Cum GPA	64,320	64,320	64,320	0,000	0,000
Combined Cum GPA	3,750	100,320	100,320	36,000	135,000
Term Honor:	President's Honor Roll				

2019 Spring Semester

Program:	Digital Technology Culture, BA	Attempted	Earned	Grade	Points
Plan:	Major in Digital Technology and Culture				
Subplan:	Creative Media and Digital Culture Option				
Course	350 Speech, Thought, & Culture	3,000	3,000	C+	6,900
DTC	338 Digital Technology & Culture	3,000	3,000	B-	8,100
Course Topic:	475 Social Media Case Studies	3,000	3,000	B	9,000
DTC	492 Digital Diversity Engines and Platforms	3,000	3,000	A-	11,100



UNOFFICIAL ACADEMIC RECORD

Undergraduate

Name: **Slipan, Joseph Patrick**  
 Student ID: **011597563**

Attempted	Earned	GPA Units	Points	Undergraduate Career Totals	Completed	Transfer Credits	Earned	Points	Non-Course Milestones
12,000	12,000	12,000	35,100	3,580	57,000	57,000	57,000	204,300	204,300
0,000	0,000	0,000	0,000	Cum GPA:	64,320	64,320	64,320	0,000	0,000
12,000	12,000	12,000	35,100	Transfer Cum GPA	121,320	121,320	121,320	57,000	204,300
48,000	48,000	48,000	170,100	Combined Cum GPA	204,300	204,300	204,300	0,000	0,000
64,320	64,320	64,320	170,100	Writing Portfolio	204,300	204,300	204,300	0,000	0,000
112,320	112,320	48,000	170,100	Status:	204,300	204,300	204,300	0,000	0,000
		48,000	170,100	Program:	204,300	204,300	204,300	0,000	0,000
		48,000	170,100	Milestone Level:	204,300	204,300	204,300	0,000	0,000

2019 Summer Session

Program:	Plan:	Subplan:	Course	DTC	ENGLISH	Attempted	Earned	Grade	Points	Transfer Credits	Earned
Digital Technology Culture, BA	Major in Digital Technology and Culture	Creative Media and Digital Culture Option	Digital Technology Culture, BA	491	301	3,000	3,000	A-	11,100	Transfer Credits Applied Toward Undergraduate Degree-Seeking	64.32
			Digital Cinema Writing & Rhetoric			0,000	0,000	W	0,000	Transfer Totals:	64.32

Term GPA	Transfer Term GPA	Combined GPA	Attempted	Earned	GPA Units	Points	End of Undergraduate
3,700	3,700	3,700	3,000	3,000	3,000	11,100	End of Undergraduate
0,000	0,000	0,000	0,000	0,000	0,000	0,000	
3,700	3,700	3,700	3,000	3,000	3,000	11,100	
51,000	51,000	51,000	51,000	51,000	51,000	181,200	
64,320	64,320	64,320	64,320	64,320	64,320	181,200	
113,320	113,320	113,320	113,320	113,320	51,000	181,200	

2018 Fall Semester

Program:	Plan:	Subplan:	Course	DTC	ENGLISH	Attempted	Earned	Grade	Points
Digital Technology Culture, BA	Major in Digital Technology and Culture	Creative Media and Digital Culture Option	Digital Technology Culture, BA	497	402	3,000	3,000	A	12,000
			Senior Seminar Technical & Prof Writing			3,000	3,000	A-	11,100

Term GPA	Transfer Term GPA	Combined GPA	Attempted	Earned	GPA Units	Points
3,850	3,850	3,850	6,000	6,000	6,000	23,100
0,000	0,000	0,000	0,000	0,000	0,000	0,000
3,850	3,850	3,850	6,000	6,000	6,000	23,100
57,000	57,000	57,000	57,000	57,000	57,000	204,300
64,320	64,320	64,320	64,320	64,320	64,320	204,300
121,320	121,320	121,320	121,320	121,320	57,000	204,300

PRINTED COPY Undergraduate PRINTED COPY PRINTED COPY

Name: **Stipan, Joseph Patrick**  
 Student ID: **011597563**

Print Date: 02/19/2021  
 SSN: XXX-XX-3591  
 Birth Month/Day: 09/29

Degrees Awarded

Degree: BA in Digital Technology and Culture  
 Confir. Date: 12/14/2019  
 Degree GPA: 3.580  
 Degree Honors: Cum Laude  
 Plan: Major in Digital Technology and Culture  
 Sub-Plan: Creative Media and Digital Culture Option

PRINTED COPY PRINTED COPY PRINTED COPY

Beginning of Undergraduate Record

Course	Description	Attempted	Earned	Grade	Points
DTC 101	Digital Technology & Culture	3.00	3.00	A	12.000
DTC 338	Digital Technology & Culture	3.00	3.00	A-	11.100
Course Topic: DTC 476	Digital Cinema	3.00	3.00	A-	11.100
FINE_ART 103	Digital Literacies Visual Concepts II	3.00	3.00	A	12.000
<b>Term GPA</b>	<b>3.85</b>	<b>12.00</b>	<b>12.00</b>	<b>12.00</b>	<b>46.200</b>
	Transfer Totals	64.32	64.32	0.00	0.000
	Comb Totals	76.32	76.32	12.00	46.200

Term Honor: President's Honor Roll

PRINTED COPY PRINTED COPY PRINTED COPY

2018 Fall Semester

Course	Description	Attempted	Earned	Grade	Points
DTC 201	Methods for Digital Technology	3.00	3.00	A	12.000
DTC 354	Digital Storytelling	3.00	3.00	B+	9.900
DTC 355	Multimedia Authoring	3.00	3.00	B+	9.900
DTC 356	Information Structures	3.00	3.00	A	12.000
<b>Term GPA</b>	<b>3.75</b>	<b>12.00</b>	<b>12.00</b>	<b>12.00</b>	<b>45.000</b>
	Transfer Totals	0.00	0.00	0.00	0.000
	Comb Totals	12.00	12.00	12.00	45.000

Term Honor: President's Honor Roll

PRINTED COPY PRINTED COPY PRINTED COPY

2019 Spring Semester

Course	Description	Attempted	Earned	Grade	Points
DTC ENGLISH 481	Digital Cinema Writing & Rhetoric	3.00	3.00	A+	11.100
DTC ENGLISH 301	Digital Cinema Writing & Rhetoric	0.00	0.00	A+	0.000
<b>Term GPA</b>	<b>3.70</b>	<b>3.00</b>	<b>3.00</b>	<b>3.00</b>	<b>11.100</b>
	Transfer Totals	0.00	0.00	0.00	0.000
	Comb Totals	3.00	3.00	3.00	11.100

Term Honor: President's Honor Roll

PRINTED COPY PRINTED COPY PRINTED COPY

2019 Fall Semester

Course	Description	Attempted	Earned	Grade	Points
DTC ENGLISH 497	Senior Seminar Technical & Prof Writing	3.00	3.00	A	12.000
DTC ENGLISH 402	Senior Seminar Technical & Prof Writing	3.00	3.00	A-	11.100
<b>Term GPA</b>	<b>3.70</b>	<b>6.00</b>	<b>6.00</b>	<b>3.00</b>	<b>23.100</b>

Matthew Zimmerman, University Registrar

PRINTED COPY Undergraduate PRINTED COPY PRINTED COPY PRINTED COPY

Name: **Sipan, Joseph Patrick**  
Student ID: **011597563**

	Attempted	Earned	GPA Units	Points
Term GPA	3.85	6.00	6.00	23.100
Term Totals	6.00	6.00	0.00	0.000
Transfer Totals	0.00	0.00	0.00	0.000
Comb Totals	6.00	6.00	6.00	23.100

Term Honor: President's Honor Roll				
Undergraduate Career Totals	3.58	Cum Totals	57.00	204.300
Cum GPA:		Transfer Totals	64.32	0.000
		Comb Totals	121.32	204.300

PRINTED COPY PRINTED COPY PRINTED COPY PRINTED COPY

Writing Portfolio Status: **Completed**  
Program: **Digital Technology Culture: BA**  
Milestones Level: **Pass**

Transfer Credits		Earned	
Transfer Credit from Clark College		64.32	
Applied Toward Undergraduate Degree-Seeking		64.32	
Transfer Totals:		64.32	

End of Undergraduate

PRINTED COPY PRINTED COPY PRINTED COPY PRINTED COPY

PRINTED COPY PRINTED COPY PRINTED COPY PRINTED COPY

  
Matthew Zimmermann, University Registrar

**Washington State University**  
 Pullman, Washington 99164-1035

**GENERAL INFORMATION**

Washington State University is the land grant institution of the Evergreen State with the traditional responsibilities of teaching, research, and extension. The university was established by the first Washington State Legislature on March 28, 1890 and was chartered under the name Washington State Agricultural College and School of Science. In 1905, the name was changed to State College of Washington and in 1959 the name became Washington State University. The university includes eleven colleges and a graduate school. The university has statewide learning centers, the Global Campus, and campuses at Pullman, Everett, Spokane, Tri-Cities, and Vancouver. The university operates on the semester system.

**ACCREDITATION**

Washington State University is accredited by the Northwest Commission on Colleges and Universities, the regional accrediting association.

The institution is a member of the National University Extension Association and is listed in the official publications of the U.S. Office of Education and the Washington State Office of the Superintendent of Public Instruction. Many departments and colleges are accredited by professional accrediting associations recognized by the Council on Postsecondary Accreditation.

**TRANSCRIPT REQUESTS**

Washington State University does not provide transcripts from other universities. Transcripts of records at other institutions, if needed, must be obtained from the other institutions.

Washington State University follows the policies and practices of the American Association of Collegiate Registrars and Admissions Officers with regard to the content and release of student records.

**GRADE CORRECTIONS**

Beginning fall 1992, Washington State University converted to an on-line transcript system. Prior to fall 1992, all grade corrections were made by lining through the original grade and recording the new grade in India ink. As a result, the cumulative summary line was not retroactively updated, although the cumulative summary line was updated for the term the grade was submitted.

**EXPLANATION OF GRADING AND POINT SYSTEM**

- A** provides 4.0 grade points per credit hour.
- A-** provides 3.7 grade points per credit hour.
- B+** provides 3.3 grade points per credit hour.
- B** provides 3.0 grade points per credit hour.
- B-** provides 2.7 grade points per credit hour.
- C+** provides 2.3 grade points per credit hour.
- C** provides 2.0 grade points per credit hour.
- C-** provides 1.7 grade points per credit hour.
- D+** provides 1.3 grade points per credit hour.
- D** provides 1.0 grade points per credit hour.
- F** provides no grade or credit points.
- D** (Credits attempted are calculated in grade point average.)
- P** (Pass) provides credit --- grade points not calculated.
- PP** (Pass) provides credit --- grade points not calculated --- COVID19.
- S** (Satisfactory) provides credit --- grade points not calculated.
- M** (Marginal Pass) provides credit --- grade points not calculated.
- H** (Honors Pass) provides credit --- grade points not calculated.
- I** (Incomplete) provides no grade or credit points.
- IC** (Incomplete COVID19) provides no grade or grade points.
- W** (Withdrawal) provides no grade or credit points.
- NRC** (No record COVID) provides no grade or credit points.
- X** (No grade) provides no grade or credit points.
- U** (Unsatisfactory) provides no grade or credit points.
- AU** (Audit) provides no grade or credit points.

A plus (+) and minus (-) alpha grading system became effective in fall 1979. Grades of A+ and D- are not awarded.

**REPEATS**

A grade of C- or below is disregarded if a student repeats the course and earns another grade. If the student repeats the course more than once, then the last grade received shall stand as the course grade; the last grade only shall count on the cumulative grade point average and contribute to the total number of hours required for graduation. (Prior to fall 1973, if the student repeated the course more than once, then the hours and grade points earned beyond the first enrollment counted in the cumulative grade point average.) Effective fall 1983, if a student repeats a course in which an incomplete grade was received, then the incomplete grade will be changed to F.

**CORRESPONDENCE COURSES**

Prior to fall 1996, courses taken by correspondence did not yield grade points. Prior to fall 1996, correspondence or extension work submitted for transfer credit yielded credit only if completed with grades of C or better. Beginning summer 2006, course delivery method is not noted.

**CUMULATIVE CAREER INFORMATION**

Effective fall 2012, each academic career is presented separately. Careers include undergraduate, graduate, and the professional careers of business, medicine, pharmacy, and veterinary medicine. The cumulative totals are listed by career following the final term for each career. Grade point averages are computed by dividing the points by the number of GPA units in the cumulative totals row.

**COURSE NUMBERING SYSTEM**

- 001 - 099 do not carry university credit
  - 100 - 299 are lower-division courses
  - 300 - 499 are upper-division courses
  - 500 - 899 are for graduate students and professional students
  - 900 - 999 are education abroad, consortium, and cooperative courses
- Courses marked no degree credit do not carry grade points and are not calculated in totals.

**EDUCATION ABROAD CREDIT**

Starting fall 2003, courses and grades earned through the Education Abroad Program are listed in the semester as resident credit. A semester grade point average will not be calculated, nor will grades be included in the cumulative grade point average.

**REQUIREMENTS FOR GRADUATION**

A student who has completed any of the prescribed curricula may become a candidate for an undergraduate, professional, or graduate degree. Degree requirements are listed in the WСУ Catalog and Graduate Catalog.

This Academic Transcript from Washington State University located in Pullman, WA is being provided to you by Credentials Solutions, LLC. Under provisions of, and subject to, the Family Educational Rights and Privacy Act of 1974, Credentials Solutions, LLC is acting on behalf of Washington State University in facilitating the delivery of academic transcripts from Washington State University to other colleges, universities and third parties using the Credentials TranscriptsNetwork™.

This secure transcript has been delivered electronically by Credentials Solutions, LLC in a Portable Document Format (PDF) file. Please be aware that this layout may be slightly different in look than Washington State University's printed/mailed copy, however it will contain the identical academic information. Depending on the school and your capabilities, we also can deliver this file as an XML document or an EDI document. Any questions regarding the validity of the information you are receiving should be directed to: Office of the Registrar, Washington State University, PO Box 641035, Pullman, WA 99164-1035, Tel: (509) 335-5346.

*Designs and*

**Projects**



## Project Name & Date:

Booth Design & Planning (Big and Small) | 2023-2025

## Project Details:

Designing graphics for SunModo's 20x20-foot trade show booth requires a dynamic and visually compelling layout that highlights the latest solar racking solutions for shingle, metal, and tile roofs. Since the booth will be showcased at trade shows across the United States, the graphics must be bold, informative, and adaptable to different event environments. Large, high-resolution images should showcase SunModo's innovative mounting systems in real-world applications, while concise, eye-catching text emphasizes key benefits like durability, ease of installation, and versatility.

The booth was also equipped with multiple monitors displaying instructional videos that I developed, in collaboration with OD Expo, to coordinate booth pickup and arrival logistics.




## Project Name & Date:

SunModo Banners and Display Designs

## Project Details:

As a Marketing Coordinator, my role required innovative and strategic approaches to effectively engage our target demographic. This included the development and distribution of thoughtfully designed merchandise and curated delicacies to enhance brand recognition and audience engagement.

Planned multiple graphic designs for SunModo's social media platforms from Facebook to X. This involved multiple meetings to determine which of SunModo's products would be a best fit to advertise per week.



# Project Name & Date:

SunModo Product Catalog | 2023-2025

## Project Details:

Designing SunModo's product catalog involves crafting a user-friendly and visually appealing layout that showcases the diverse range of products offered, including shingle roofs, metal roofs, tile roofs, and ground mount systems. Each section will provide detailed information about the features, benefits, and applications of these products, empowering customers to make informed decisions that best suit their needs. High-quality 3D images provided and clear descriptions will enhance the browsing experience, ensuring customers can easily navigate through SunModo's offerings and find the perfect solutions for their roofing and mounting requirements.

SMR Pitched Roof System **Overview**

### SMR Pitched Roof System

SunModo introduces the SMR System, the best value-pitched roof mounting system on the market. The SMR System represents a huge leap in racking technology. The optimized design makes the SMR Rails not only the lightest but also the strongest rails on the market. With fast and easy Pop-On Clamps and L-Foot Adaptors, professional installers can mount, adjust, and secure PV panels with a single tool. Save money on materials and installation time.



A full range of mounts available (NanoMount shown) to best fit your system needs and requirements.

The Bonding Pop-On Universal Mid Clamps accommodate PV module frame heights ranging from 30mm to 48mm.

Pop-On End Clamps are adjustable for different module frame heights and provide fast and secure attachment of modules.



3



SMR Pitched Roof System **Components**

### SMR Pop-On Mid Clamp

The Bonding Pop-On Universal Mid Clamps accommodate PV module frame heights ranging from 30mm to 48mm. The fastest installing Mid Clamps on the market.



Part Number	Description
CLMP-MID-SMR-S	Mid Clamp, SMR Pop-On, Silver
CLMP-MID-SMR-B	Mid Clamp, SMR Pop-On, Black

### SMR Pop-On End Clamp

End Clamps are adjustable for different module frame heights and provide fast and secure attachment of modules.



Part Number	Description
CLMP-END-SMR-S	End Clamp, SMR Pop-On, Silver
CLMP-END-SMR-B	End Clamp, SMR Pop-On, Black

### Bottom End Clamp

The SMR100 Bottom Clamp secures the PV panel frame flange to the Rail, which allows the Rail to be cut flush with the module frame.



Part Number	Description
CLMP-BOT-SMR100-S	Bottom End Clamp, SMR100, Silver
CLMP-BOT-SMR100-B	Bottom End Clamp, SMR100, Black

### SMR Structural Splice

Structural splice with fast and easy single bolt installation.



Part Number	Description
SPLC-SMR100	Rail Splice, SMR100
SPLC-SMR300	Rail Splice, SMR300



5





## Project Name & Date:

MRB Quick Guide Instructional Video | Feb 2025

## Project Details:

In this quick instructional video, we demonstrate the step-by-step installation of SunModo's MRB attachment on a metal roof. The video begins with an overview of the MRB's key features, followed by step-by-step instructions on how to install it on three different metal roofs.

## Link:

<https://www.youtube.com/watch?v=thf3M83YQUU/>



## Project Name & Date:

*Installing NanoRack | September 2024*

## Project Details:

In this instructional video, we walk viewers through the complete installation of SunModo's NanoRack rail-less system using our dedicated testing roof. The video begins with an introduction to all the essential components, including the NanoMount attachments, L-Feet, module clamps, and bonding hardware, ensuring installers understand each part's function. Clear, step-by-step instructions are displayed on-screen with accompanying text for enhanced clarity.

## Link:

<https://www.youtube.com/watch?v=thf3M83YQUU/>



**SUNMODO**  
LEADING by DESIGN

SUNMODO  
LEADING by DESIGN

GREENTECH  
RENEWABLES

**NanoRack™**  
**3 Hour Install - Start to Finish**

LEARN MORE

LEARN MORE

## Project Name & Date:

*YCN Watch Facebook Group Logo | February 2022*

## Project Details:

Throughout February 2022, I created two new logos for a Facebook group called YCN Watch. This group is dedicated to alerting those who live in the PNW on car accidents, weather reports, or forest fires in hopes of keeping us all safe. It was a huge honor to create logos for them as these 2D designs will be viewed by over sixty thousand users, making the feedback I've received thus far genuinely inspiring.



## **Project Name & Date:**

*Mark Johnson's Real Estate Logo | February 2022*

## **Project Details:**

Mark Johnson reached out via Facebook in hopes I would make him a logo for his recently acquired job at Keller Williams Premier Partners - Vancouver, WA. Mark was kind enough to send me his previous logo, in which I kept a few similarities such as the colors and the use of Mark's first and last name initials. In addition, I added a bit of "home" detail, such as making the top of the new logo look more like a roof while turning the "J" initial into a chimney.



Mark Johnson Real Estate

## Project Name & Date:

Columbia Freight Systems Inc. Remade Website | January 2022

**Link:** <http://columbiafreightsystems.com/>

## Project Detail:

As 2022 began, I was tasked with re-constructing Columbia Freight Systems Inc's website from the ground up. In order to achieve this goal, the use of multiple online tools such as Wix.com's online webpage builder and Adobe Photoshop allowed me to construct a mature and modern look to the website compared to the original, which had not received an update since 2001. All images were provided by myself, with all text provided by the owner of CFS after weeks of collaborations.



## Project Name & Date:

CFS' Truck Safety & Driver Performance Learning Management System |  
September - December 2021

**Link:** <http://cfstrucksafetylms.com/>

## Project Detail:

The purpose is to create a Learning Management System (LMS) using Wix.com, allowing CFS truck drivers to log with their account to successfully view updated safety precautions, road maps, and driver performance training videos. The LMS will consist of monthly modules, with a total of twelve, one for each month of the year. CFS' Corporate Compliance Manager, Amalia Bellman, will have full access to the website, allowing her to view the progress of every driver, no matter the location. As drivers complete each unit module, Amalia can present the improvement to their insurance company, allowing CFS to continue on their insurance plan and have their drivers continue to work in a safer manner.



CFS Truck Safety &  
Driver Performance

The screenshot displays the user interface of the CFS Truck Safety & Driver Performance Learning Management System. On the left, a dark blue sidebar contains navigation links: Home, General Information, Warehouse Safety, Monthly Modules, CFS Official Website, and Contact Page. The main content area has a white background with a large 'Welcome!' heading. Below the heading, there is introductory text explaining the system's purpose and instructions for users. A 'CFS WEBSITE >' button is positioned below the text. Further down, there are buttons for 'General Information >' and 'Warehouse Safety >'. A 'January Module' is highlighted, showing a progress bar at 0% complete and a list of topics: 7 Essential Driving Techniques, Speed Management, Speed Management Quiz, Jackknife Recovery, Safety Compliance Alert, and Safety Compliance Quiz. An inset window shows the 'Speed Management Quiz' interface, including the user's name 'Joseph Stipan' and a message: 'Incorrect Answers Will Generate a Comment, Providing Helpful Feedback to Drivers'. A 'START QUIZ >' button is visible at the bottom of the inset.

**Project Name & Date:**

Columbia Freight Systems Inc. Logo | March 2020

**Project Detail:**

Due to the success of the ToolBelt Logo, Columbia Freight Systems Inc, a local logistics company located in Portland, OR, asked to make a similar logo for them using images taken throughout the company's main facility. Similar to ToolBelt's logo, the blue was used as a 'Clipping Mask,' allowing all images to fit perfectly, with a dark blue filter, representing the company's colors (blue, black, and white).




## Project Name & Date:

BeepingNerds Design Website | January 2022

## Project Details:

BeepingNerds Design is a small, remote, multimedia design company that creates logos, banners, websites, etc. Individuals wishing to start their own business or create a place in the social media world have contacted BeepingNerds Design to help get them started. BeepingNerds Design has collaborated with twelve different companies thus far, from local logistics companies to real estate agencies. The website contains design and video projects that were permitted to share within our website and original designs we came up with ourselves.






## Project Name & Date:

*Crochet A Day Company Logo | August 2020*

## Project Detail:

I had the privilege of creating a logo for a small company called 'Crochet A Day.' The company owner wanted the logo style to look "hand-drawn," with the company's name at the bottom left. The design is similar to a daisy, with the flower's center made from yarn and the petals designed as crochet sticks. The owner was delighted by the logo, creating posters, social media accounts, and business cards, all featuring the logo.



## Project Name & Date:

ToolBelt's General Social Media Posts | August 2019-February 2020

## Project Detail:

Throughout my internship at ToolBelt Inc, I have been presented with the title of Creative Director." One of my tasks involved promoting ToolBelt daily using social media platforms such as Instagram, Twitter, and Facebook. Each post varied from 2D animations created with Adobe Illustrator and Adobe Premiere Pro to images taken during the company's many physical presentations.



## Project Name & Date:

Promotional 'ToolBelt' Logo | *November 2019*


## Project Detail:

ToolBelt, a local software company located in Vancouver, WA, was gracious enough to offer an internship during my summer semester at Washington State University, Vancouver. Due to my dedication to the company, the internship was extended throughout the winter of 2019, with a full-time position as ToolBelt's Creative Director. My tasks involved using social media platforms to promote ToolBelt's application. As the company became well-known, I was tasked with re-creating the ToolBelt logo for promotional use. The logo uses images I've taken throughout my internship throughout the yellow section of the circle and "T" within the center, using a 'clipping mask' effect. The logo was given many positive responses, allowing me to create a similar logo for another company.



# *Informational*

## Projects



# U7: ASSIGNMENT - PROGRAM EVALUATION REPORT

## U7: Assignment - Program Evaluation Report

Joseph Stipan

Arizona State University

EDT 593: Applied Project (2021 Fall)

Dr. Steven Salik & Dr. Shaun Beaty

November 28th, 2021

# Program Evaluation Report

of

Columbia Freight Systems Online

LMS Website

An External Evaluation Proposal Submitted to  
Columbia Freight System's Corporate Compliance

Manager: Am alia Bellman

Submitted: November 28th, 2021

The logo for Columbia Freight Systems (CFS) is displayed in a large, bold, sans-serif font. The letters are white and set against a dark blue background. The logo is positioned in the lower-middle section of the page, partially overlapping a large, semi-transparent blue rectangular area that serves as a background for the text below it. The overall design is clean and professional, with a focus on the company's branding.

Evaluators:

Joseph Stipan

## U7: ASSIGNMENT - PROGRAM EVALUATION REPORT

### Evaluation Propos

---

#### Columbia Freight Systems Truck Safety & Driver Performance LMS

Issued to: Arizona State University

Organization: Joseph Stipan

Street Address: 1050 S Forest Mall

City, State, Zip: Tempe, AZ 85281

Primary Contact: (360) 927-7956

Contact Email: jstipan@asu.edu

Issued By: Columbia Freight Systems Inc.

Organization: Corporate Compliance

Street Address: 13811 NE Airport Way

City, State, Zip: Portland, OR 97230

Email: amalia@columbiafs.com

Date: November 28th, 2021

# U7: ASSIGNMENT - PROGRAM EVALUATION REPORT

## Table of Contents

Abstract	4
Introduction	8
Overview	9
Program Description	9
Program Objectives	10
Program Components	11
Statement of Purpose	14
Major Questions of Evaluation	14
Evaluation Methods	1
Participants	6
Data Sources	1
Evaluation Methods & Procedures	6
Results	6
Discussion	8
References	30



## U7: ASSIGNMENT - PROGRAM EVALUATION REPORT

### Abstract

On September 10, 2021, Joseph Stipan partnered with Columbia Freight Systems' (CFS) Corporate Compliance Manager, Amaia Bellman, to create an online learning management system (LMS). This LMS will allow all CFS Class A drivers to be fully up-to-date on safety information and driver performance training. This was decided after CFS' current insurance company, "Great Western Casualty," demanded the knowledge of driver safety instructions and practices be presented to all drivers for CFS to continue under their insurance. After many years of stressful attempts, Amalia wanted an easy way for drivers to view the information anytime, anywhere, while observing which drivers observe the data while applying a possible suspension for those who refuse to participate.

With the help and budget of CFS, the LMS website was designed using Wix.com, a friendly website building platform, allowing all CFS drivers to view the recommended information. The Website provides all driver safety information and practices using Rise 360, an online application that allows users to create engaging online courses. Within the final design stages of the LMS website, consists of the following pages:

#### HomePage:

- This is the first page Class A drivers will see when entering the LMS website. From here, drivers will understand what the LMS contains and what they will be learning throughout the year.
- General Information:
  - The general information page contains basic CFS rules and information that all Class A drivers must know. This information ranges from entering the CFS facility with a keycard to banning any smoking within the vehicles. All Class A

## U7: ASSIGNMENT - PROGRAM EVALUATION REPORT

drivers must view the General Information, Warehouse Safety, and Monthly modules within that order.

- Warehouse Safety:
  - Warehouse Safety was added halfway through the development process after a sudden accident with an employee with the use of a forklift. Amalia and I developed a page consisting of all safety measures necessary when entering or working within the warehouse. These rules can range from forklift safety to operating roll-up doors professionally.
- Monthly Module:
  - This page uses Rise 360 to help provide all safety information and driver practices within monthly modules. Each module contains different tractor-trailer accidents, common body injuries that can occur when operating a tractor-trailer unprofessionally, and lastly, how to prevent them from occurring. The design of monthly modules allows Amalia and Joseph to provide specific incidents that can be most common to the monthly season/weather. Class A drivers will receive a Rise 360 account created by Amalia, granting her full access to the current progress of each driver after every month. Each driver will have to complete that month's module from the 1st of every month to the 30th. After the current month's module is complete, each driver must inform Amalia in person, via text message, or email.
- Contact:
  - This page provides contact information on the Owner of Columbia Freight Systems, Amalia, and myself in case any Class A driver encounters a problem or

## U7: ASSIGNMENT - PROGRAM EVALUATION REPORT

questions while operating the LMS website. Providing contact information was mainly designed for drivers working within a different city rather than at our main facility located in Portland, Oregon.

Although support was provided by the owner of Columbia Freight Systems when designing the LMS website, there was a fragment of nervousness as CFS has over 26 Class A drivers in multiple cities across the United States. CFS drivers range from males and females between the ages of 25 to 70 years old, making it mandatory that CFS' LMS website is easily accessible for every driver. The launch of the LMS website will not go live until the beginning of December; however, it was decided to present the prototype to a handful of Class A driver participants, along with a CFS Evaluation Survey. The survey provides ten questions that focus on the majority of the LMS, such as each LMS web page's effectiveness and how likely they would recommend the LMS to another driver. The evaluation was created using Google Forms, allowing all driver's results to be saved for future observations. As soon as the LMS is live, results will become mandatory for all drivers to complete by the end of the year. After all, drivers have filled out their evaluation survey each December, Amalia can submit the progress to Great Western Casualty. As long as their insurance company is happy, the company's satisfactory rating will increase while also protecting their employees and the innocent lives on the road each day.

The overall goals established for this LMS system are:

Was the General Information page a good refresher/effective for both new and old CFS Class A drivers?

- Effectiveness of warehouse safety guidelines, especially after the current incident.
- The interactiveness and effectiveness of the monthly modules.
- The flexibility of design and delivery of the course

## U7: ASSIGNMENT - PROGRAM EVALUATION REPORT

- Evaluation of the materials that support the course within 2-3 sentences.

## U7: ASSIGNMENT - PROGRAM EVALUATION REPORT

### Introduction

#### *Overview*

Columbia Freight Systems (CFS) is a local logistics trucking company located within Portland, Oregon, delivered initially within the Pacific Northwest. However, the company has recently expanded throughout multiple cities across the United States. Because of the expansion, CFS has obtained a total of 26 Class A drivers within the company while also increasing the number of accidents caused behind the wheel. CFS has received a total of eight accidents from 2017 to 2021, whether at fault or not. Because of the sudden number of casualties, CFS' overall ratings decreased, causing their previous insurance company to no longer require them, as well as a few customers no longer wishing to partner. Great Western Casualty (CFS' current insurance company) agreed to a partnership with Columbia Freight Systems; however, it was requested that all Class A drivers be provided an abundance of training material and data, including information regarding the most common tractor-trailer accidents. Amalia herself must report back to their insurance company at the end of the year (December), promising that all drivers were up-to-date on the information. This included all up-to-date safety driving instructions and current tractor-trailer protocols. Over the years, Amalia has successfully delivered safety information via emails and custom-made pamphlets; however, as the company and number of drivers expand, Amalia has found it rather challenging to provide information and observe who is truly viewing the information.

On November 28th, 2021, Joseph Stipan extensively evaluated Columbia Freight Systems' Truck Safety & Driver Performance Learning Management System, created on September 10th, 2021. Joseph developed a Learning Management System (LMS) website using Wix.com (a website development tool) and Rise360 (an online course creator tool). This allows

## U7: ASSIGNMENT - PROGRAM EVALUATION REPORT

Amalia Bellman to observe the progress of each Class A driver as they attend current driving safety and driver performance training at any time, anywhere, while also reporting to their insurance carrier and possibly reducing their insurance premiums.

Although the LMS website will not officially be introduced to all Class A drivers until early December, followed by the official use on January 2nd, Amalia wished to measure the effectiveness of the LMS system and its learning materials. The most recent LMS prototype was mentioned to all 26 Class A drivers, allowing for website tests for evaluation. Due to the holidays, many drivers were unable to participate or frankly did not wish to participate. This led to only five volunteer Class A drivers (and Amalia) completing a 10-question CFS Evaluation Survey, consisting of eight 5-anchor Likert Scale level of Agreement survey and 2 "fill in the text box" questions. Participants answered the questions pertaining to the LMS system's content, duration, interaction, and overall effectiveness for each web page. Their responses were viewed under Google Forms' Responses section, allowing Amalia and me to consider which drivers filled out the evaluation survey and where opportunities could be enhanced.

### *Program Description*

Columbia Freight Systems' LMS centralizes general tractor-trailer safety information and driving practices. The LMS's goal is to educate all CFS Class A drivers to decrease the number of accidents and or injuries that occur within CFS' using the ability to learn from just about anywhere. With this tool, CFS can increase its satisfactory rating, allowing more customers to feel comfortable working with CFS in the future. In order to succeed, Great Western Casualty must receive proof that all CFS Class A drivers are not only observing the information but have retained the knowledge with the use of quizzes, videos, and interactive learning. Amalia will

## U7: ASSIGNMENT - PROGRAM EVALUATION REPORT

access all driver login information, allowing her to view each driver's success and report it back to Great Western Casualty, increasing their satisfaction rating. The target audience for this LMS system is aimed at but is not limited to Male/Female Class A employees between the ages of 25 to 70 years old located within any CFS facility. Each driver is given the month (1st - 29th, 30th, or 31st) to complete the current module and report to Amalia for observation. "General Information" and "WareHouse safety" can be viewed at any time throughout the year as a refresher or to allow newly hired drivers to "learn the ropes" of CFS.

### *Program Objectives*

The primary objectives of the CFS LMS website are to prevent the number of accidents or injuries that happen within Columbia Freights Systems while also keeping all Class A drivers up to date on safety information and driver performance training. The LMS website provides twelve different objectives, based on the most common accidents that a truck driver receives and how to prevent them. The website was built using Wix.com and Rise360, allowing interactive learning methods from videos, quizzes, and interactive flashcards. Using Wix.com enables the website to work on just about any smartphone or computerized device. Having many device functionalities allows drivers of different age groups to learn anywhere at any time and will enable the driver to use a device they found most comfortable. This is most handy as drivers can view information at home or while waiting to be delivered at a customer's warehouse.

Each module within the "Monthly Modules" page is created as separate Rise360 courses, allowing drivers to complete the current month's module successfully. Each module contains no less than five sections, with each having at least one quiz. The following pages within the Wix website are all created using Wix's handful of tools such as text, media, and category placement.

## U7: ASSIGNMENT - PROGRAM EVALUATION REPORT

### *Program Components*

Columbia Freight Systems' Truck Safety and Driver Performance LMS includes a total of three instructional web pages. CFS' General Information includes the following categories:

- CFS alarm system
- Time clocking
- Paycheck flex
- Fuel card use
- Pre/Post-trip inspections
- No smoking PERIOD
- No use of electronics behind the wheel

The following webpage includes mandatory warehouse safety information with the categories listed below:

- Operating a forklift safely
- Safely using a loading-dock
- Safely move hazardous materials
- Material Storage
- Manual Lifting
- Avoiding slip, drips, and falls

Lastly, the final instructional LMS webpage, "Monthly Modules," consists of 13 modules, focusing on preventing many different crashes and or injuries that are most common within the information provided by Great Western Casualty. All information was provided as



## U7: ASSIGNMENT - PROGRAM EVALUATION REPORT

DVDs given to Amalia, with new updated DVDs made every other year. Each month covers the following objectives:

- Onboarding Module
  - Avoiding crashes, pre/post-trip inspection procedures, roadside inspections, and pattern driving. Each of these focuses on mandatory information that all Class A drivers must know when operating a tractor-trailer.
- January Module
  - This module focuses on Speed Management and how speeding can cause jackknife crashes and fewer stopping times if sudden traffic occurs.
- February Module
  - This module focuses on Rollover, Jackknife, Lane Departure, and Tire Blowouts crashes due to the sudden change in weather (rain and ice season). The module will explain how they occur and how to prevent each one from occurring.
- March Module
  - Because Lane-Change crash was the least elaborate crash within the following module, March focuses on Lane-Change crashes in-depth, as well as the importance of safely viewing each lane before merging as well as the blind spots truckers receive when driving behind the wheel of a tractor-trailer.
- April Module
  - As April begins the Spring season, there are multiple spring hazards that can occur, such as trees starting to blossom. This module focuses on these hazards and how to drive safely if any of the hazards occur.

## U7: ASSIGNMENT - PROGRAM EVALUATION REPORT

- May Module
  - The sudden change in weather brings plenty of hazards and distractions. These can result in rear-end crashes; however, this module provides ways to prevent rear-end crashes, as well as a video made by Joseph Stipan.
- June Module
  - This month focuses on Run-under crashes, which can occur if vehicles drive under tractor-trailers, whether on the freeway or turning on four-lane roads.
- July Module
  - July module focuses on summer driving hazards such as water consumption and the use of sunglasses due to sunlight hazards. This is incredibly important as the hydration and safety of our drivers are more important than our vehicles.
- August Module
  - As drivers learn about a multitude of different accidents, the number of broken bones or fatal injuries is astronomical. This module focuses on the most common injuries as well as preventing each injury from occurring within the module consists of the final custom-made video by Joseph using 2D animation.
- September Module
  - Accidents can occur outside the tractor-trailer, just as common as behind the wheel, which is the main focus of this module. Accidents may occur from uncoupling the trailer, sliding trailer axles, operating the landing gear, and lastly, opening trailer doors—however, this module focus on how to prevent injuries when loading/unloading the trailers.
- October Module

## U7: ASSIGNMENT - PROGRAM EVALUATION REPORT

- October module focuses on the arrival of the colder weather season and the hazards that they can cause. Many of these hazards include window frost, falling leaves, and the increased amount of rain. The module also slightly focuses on backing a tractor-trailer correctly.
- November Module
  - November brings freezing temperatures throughout the United States, making it mandatory for all drivers to learn how to prevent injuries caused by frozen sidewalks.
- December Module
  - December's module contains the same content as the "Onboarding module." This was decided due to making December a "refresher module" for drivers who have successfully completed the LMS website throughout the year.

### Statement of Purpose and Major Questions of the Evaluation

The purpose of the online evaluation is to provide Amalia Bellman and CFS with the effectiveness of the LMS website. The owner of CFS found the use of an online LMS interesting; however, he wanted feedback from drivers (especially those in other cities) to express their feelings on the change. The evaluation was designed to learn how manageable the LMS is for drivers who may be over the age of 30 years old and mainly use their smartphones for general tasks such as texting. When a driver observes the Likert scale, each Driver must first provide their CFS email address, allowing Amalia to know exactly who filled out their evaluation. Over eight questions consist of a Likert scale ranging from 1-*Strongly Disagree* to 5-*Strongly Agree*. Questions 1 and 9 involve the participants writing their answers, with the first

## U7: ASSIGNMENT - PROGRAM EVALUATION REPORT

question asking drivers to include the email, while the 9th asks drivers to include 2-3 sentences on what can be improved. Below are the questions found on the evaluation Likert scale:

1. Please provide your current email
2. I found each Monthly Module Affective
3. The General Information page was a good refresher on basic CFS protocols
4. I found Warehouse Safety informative
5. I am a more responsible driver no matter the seasonal hazards that may occur
6. I found the provided media/videos helpful to provide a clearer example of the information provided
7. I had no problem logging into Articulate 360 and began the current module
8. The Learning Management System (LMS) website is easy to use on smartphones/tablets
9. Please provide 2-3 sentences of what you would like to see changed in the future
10. I would recommend this LMS website to another truck driver.

The survey was presented to five local volunteer Class A drivers and has been analyzed through the Google Forms “Responses” section, which measures the results of each driver’s use of the LMS website over the last week (11/15 - 11/19). Drivers were tasked to go over the “General Information” and “Warehouse Safety” pages of the website and both October and November modules. These modules were chosen initially, as they were the most recent months and made it less intense to the participants.

## U7: ASSIGNMENT - PROGRAM EVALUATION REPORT

### Evaluation Methods

#### Participants

To conduct this evaluation, the survey is provided for all 26 CFS' Class A drivers, ranging from men and women between the ages of 25 to 70, with an average age of 42 years old. Due to holiday time-off, many of the drivers were unable or unwilling to participate in testing the LMS prototype over the week (11/15 - 11/19). This resulted in only six participants (five Class A drivers and Amalia Bellman) whose names are placed below:

1. Matt Jenson (age 50)
- 2 Rick Nineheart (age 62)
- . Anatoly Kulakevich (age 45)
4. Mickey Lemmon (age 34)
5. Cory Rustvold (age 29)
6. Amalia Bellman (age 32)

The website was designed to work on any computerized device that the driver may prefer depending on their age. All text was enlarged to 17-22 font size to help older drivers see the content easier, especially when using a smartphone to view the LMS website. Videos and other forms of media contain captions for those who may be hard-of-hearing or have trouble hearing in general.

#### Data Sources

To successfully evaluate CFS' LMS website and its effectiveness to teach Class A drivers safety information and training protocols. The evaluation data was presented within the "Monthly Module" page of the website. To access the evaluation survey, drivers must scroll to

## U7: ASSIGNMENT - PROGRAM EVALUATION REPORT

the bottom of the webpage, located under the December Module. The location of the survey was chosen due to all Class A drivers having to fill out the evaluation at the end of each year and Amalia having to report back to Great Western Casualty before the new year. Each driver viewed the prototype of the website's three instructional web pages and the October and November module, due to them both being the most recent months. This allowed a small glimpse within a week of what Class A drivers will do starting at the beginning of the year.

### Evaluation Procedures

The main goal of the evaluation of the CFS Truck Safety & Driver Performance Learning Management System was to evaluate how effective the website is for CFS Class A drivers. As mentioned previously, all participants were given the current website link to the LMS prototype to view from November 15th, 2021, to November 19th, 2021. Each was tasked with viewing each LMS web page from "General Information" to "Monthly Modules" throughout the week to test each page's effectiveness. Evaluations were asked to be completed sometime Sunday, November 21st, 2021, to view on Monday, November 22nd, 2021. Drivers had the freedom to view the website anytime, anywhere, with no time limit on how long they wished to consider, as long as each viewed the recommended tasks. Within a short time, Amalia and I decided to only allow the use of the October and November module for quick viewings, as asking to view all 13 would have taken longer than a week. Drivers could complete the evaluation survey within the following Google Forms links located at the bottom of the modules page.

## U7: ASSIGNMENT - PROGRAM EVALUATION REPORT

### Results

As mentioned prior, the LMS website was made using Wix.com, a user-friendly website building platform, providing an abundance of creative tools. The platform allowed me to connect multiple tools within the website, allowing for me to place the evaluation, which was created using Google Forms. Although not many, over five truck drivers, as well as Amalia were able to test the website answer the ten-question evaluation. to that were provided to gauge the understanding of the LMS' material, effectiveness, and personal reaction to the modules. The evaluation survey was designed to have truck drivers engage their overall feedback from the LMS website, with a total of 2 "text answered questions" and eight Likert scale questions. The anchors for the Likert scale questions were as follows:

1 Strongly disagree

. Disagree

2 Undecided or Neutral

. Agree

3 Strongly Agree

. The results were saved within the Google Forms account, allowing the ability to view the

percentage for each number placed within each question. Below is each question, along with a screenshot of the chart and a summary of what it means.

5 Question 1: Please provide your CFS email address

. [mattj@columbiafs.com](mailto:mattj@columbiafs.com)

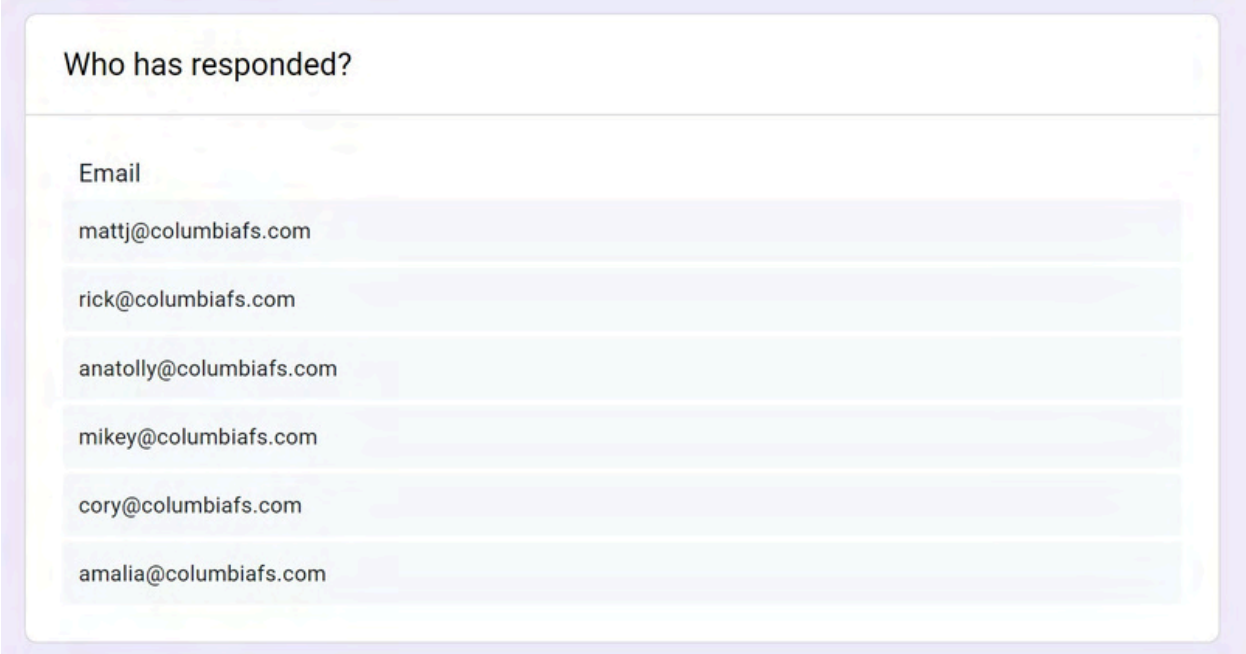
[rick@columbiafs.com](mailto:rick@columbiafs.com)

[anatolly@columbiafs.com](mailto:anatolly@columbiafs.com)

[mikey@columbiafs.com](mailto:mikey@columbiafs.com)

## U7: ASSIGNMENT - PROGRAM EVALUATION REPORT

- [cory@columbiafs.com](mailto:cory@columbiafs.com)
- [amalia@columbiafs.com](mailto:amalia@columbiafs.com)



Who has responded?

Email

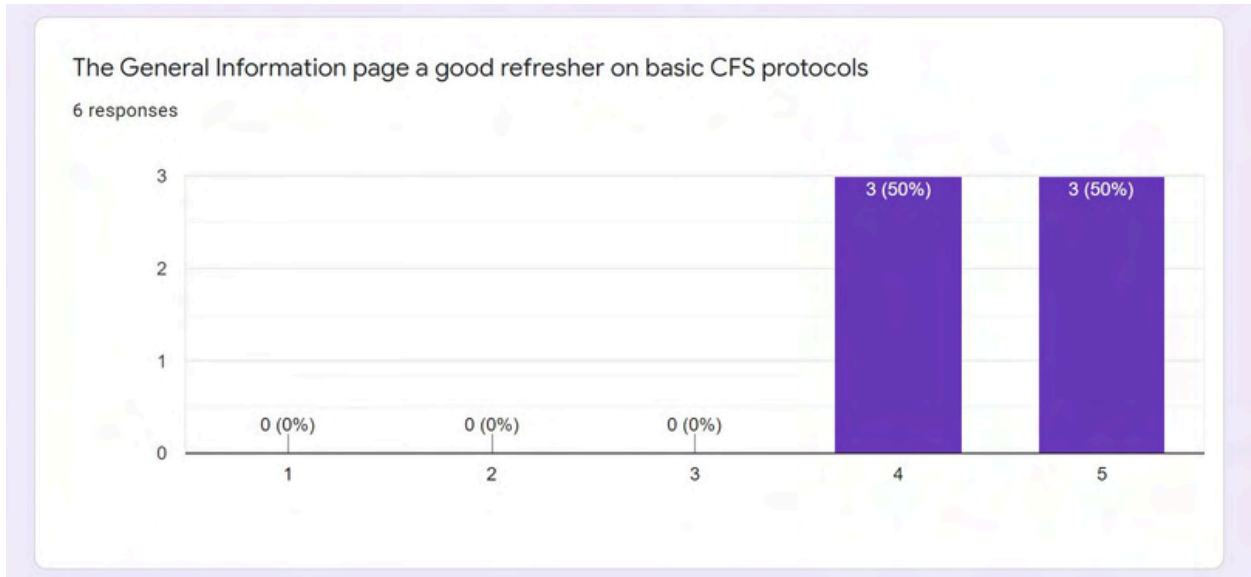
- mattj@columbiafs.com
- rick@columbiafs.com
- anatolly@columbiafs.com
- mikey@columbiafs.com
- cory@columbiafs.com
- amalia@columbiafs.com

Question 1-*Please provide your CFS email address*, which shows that although this was not a Likert scale question, Amalia and I were able to see which drivers completed the survey as there was no other way of identifying the surveys whether the driver logged into their Google accounts or not. Each email is one of CFS' local Class A drivers, as well as Amalia herself, who wanted to test the use of saving each evaluation within the Google Forms database.

- Question 2: The General Information page is a good refresher on basic CFS protocols



## U7: ASSIGNMENT - PROGRAM EVALUATION REPORT



Question 2 - *The General Information page is a good refresher on basic CFS protocols,* providing a split 50-50 percentage for 4-Agree, allowing Amalia and I to understand that the general mean of drivers found the “General Information” page of the LMS website to be helpful a good refresher. This led to 50% of the results stating 5-Strongly Agree, allowing Amalia and I to believe that this page reminded a few drivers of an important protocol that may have slipped their minds.

- Question 3: I found the Warehouse Safety page to be informative

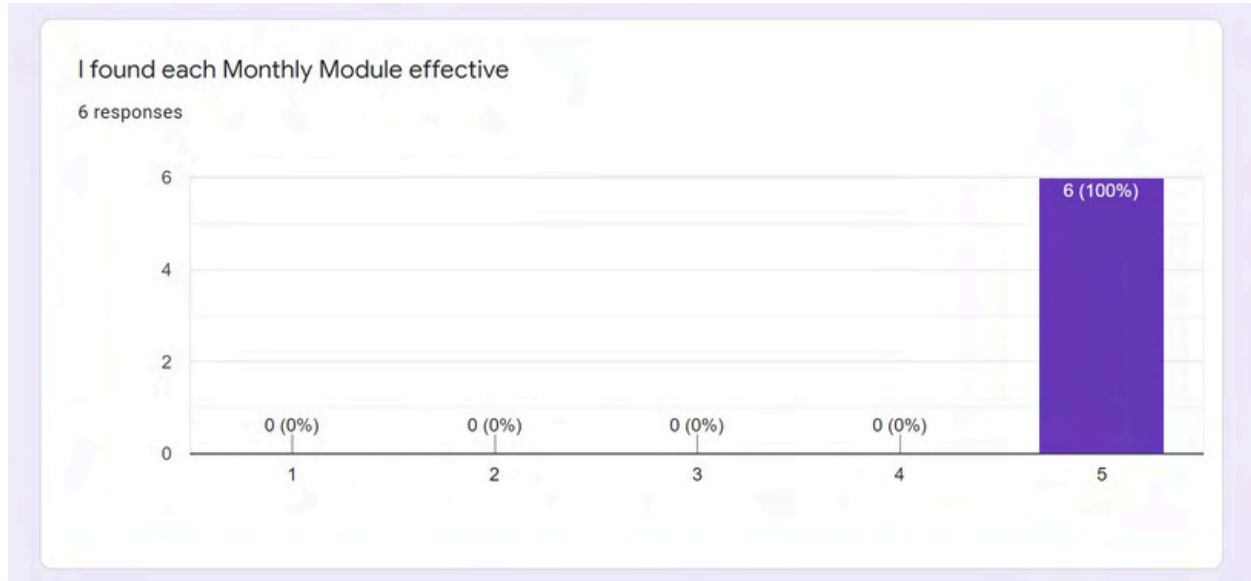
## U7: ASSIGNMENT - PROGRAM EVALUATION REPORT



Question 3-*I found the Warehouse Safety page to be informative*, which explains that 16.7% of participants responded with 4-*Agree*, while 83.3% responded to the Warehouse Safety page with 5-*Strongly Agree*. Based on these results, the majority of the drivers who volunteered for the LMS testing found this portion of the LMS to be quite informative, especially after the warehouse incident we had a month ago. The response was extremely positive, as all participants found the page engaging, especially with the inclusion of the short forklift video, completing the overall design.

- Question 4: I found each Monthly Module effective

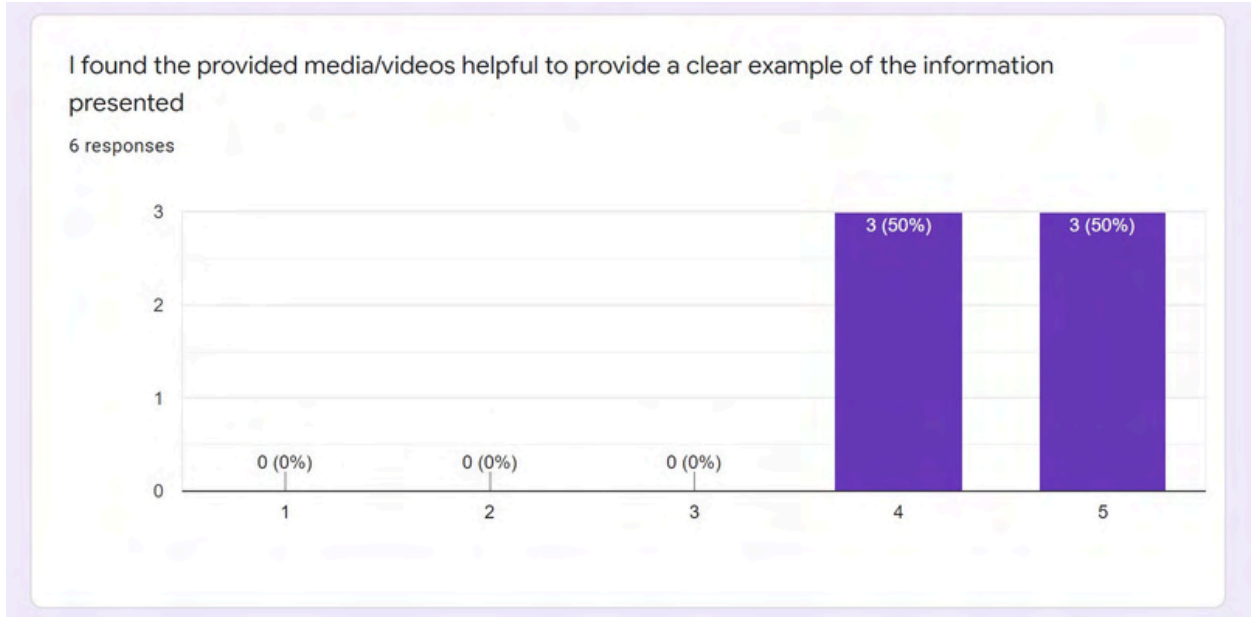
## U7: ASSIGNMENT - PROGRAM EVALUATION REPORT



Question 4-*I found each Monthly Module effective*, was one of the most important questions to receive feedback on from this Google Forms evaluation. As Class A drivers will spend 90% of their time observing the modules, it was important to learn whether drivers found the modules to be effective or not when it came to learning driving safety information and tractor-trailer practices, despite the quick glances over a short week. Having the results show that all six participants found the modules helpful confirms the switch to Rise360 was a huge success as the tool allows for more creative and engaging learning experiences rather than Wix's module system.

- Question 5: I found the provided media/videos helpful to provide a clear example of the information presented

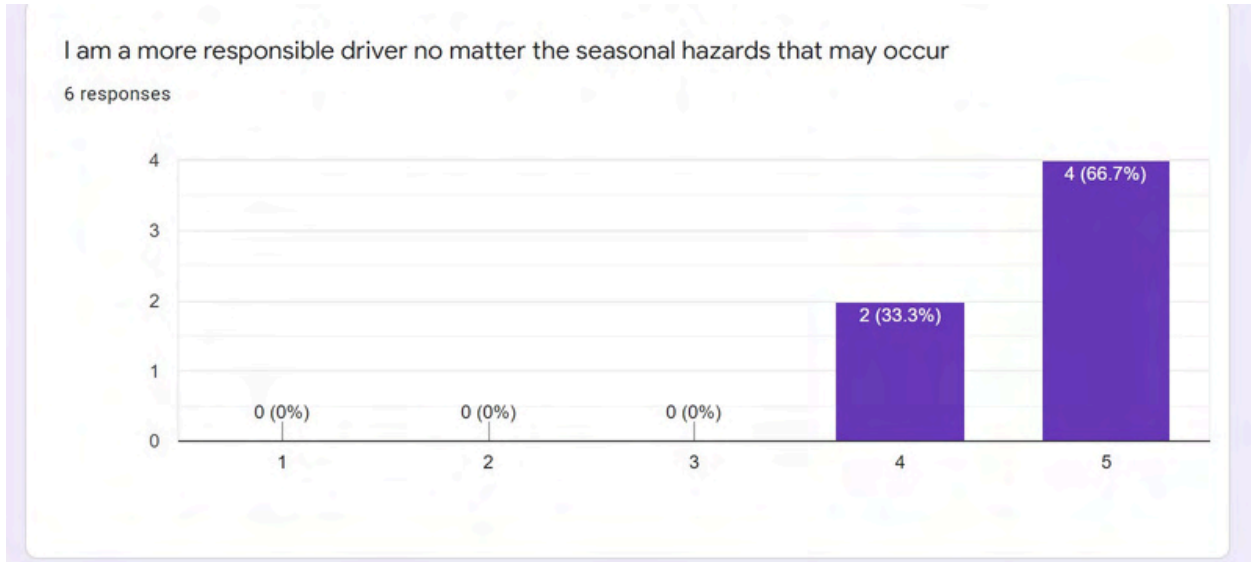
## U7: ASSIGNMENT - PROGRAM EVALUATION REPORT



Question 5-*I found the provided media/videos helpful to provide a clear example of the information presented*, explain how the use of visual media was an overall success in order to elaborate on certain safety information. Due to the warehouse incident involving a forklift, it was only necessary to create a forklift safety instructional video, as well as two videos that focused on the most common form of tractor-trailer accidents (rear-end crashes) and the overall possibility of injuries (Injuries to the body video). Participants were split with 50% placing 4-*Agree*, and 5-*Strongly Agree*.

- Question 6: I am a more responsible driver no matter the seasonal hazards that may occur.

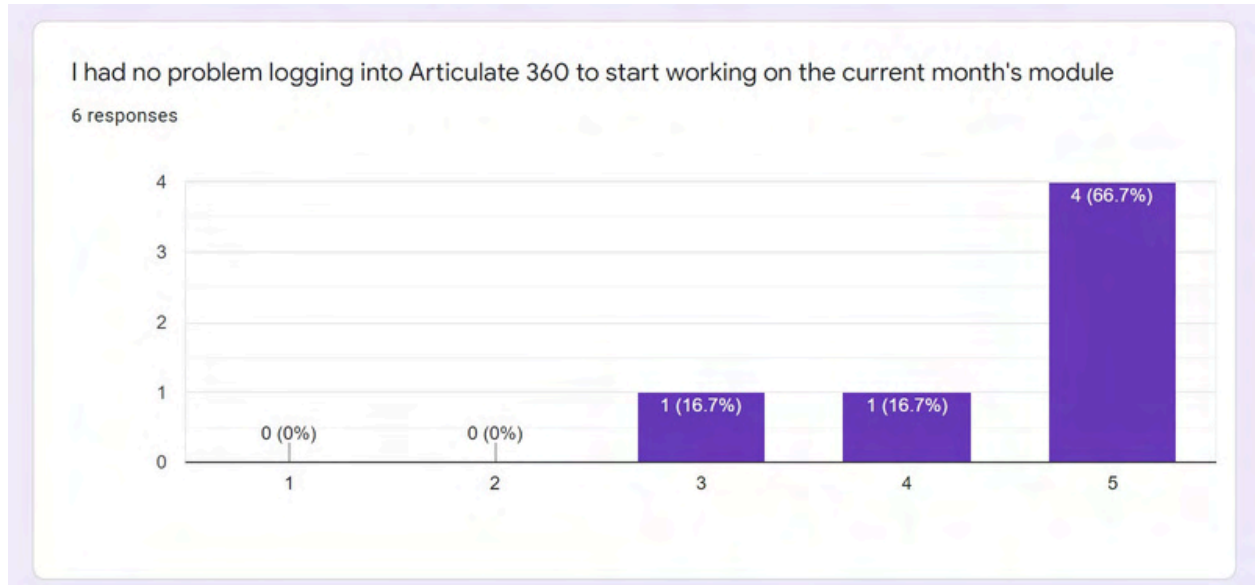
## U7: ASSIGNMENT - PROGRAM EVALUATION REPORT



Question 6 - *I am a more responsible driver no matter the seasonal hazards that may occur*, explains that 2 participants (33.3%) placed 4-*Agree*, while 4 participants (66.7%) placed 5-*Strongly Agree*. The results confirmed the use of providing the use of safety procedures depending on the seasonal weather conditions based on the month assigned had impacted the driver's safety cautions when behind the wheel or loading/unloading the trailer, especially as the temperatures drop.

- Question 7: I had no problem logging into Articulate 360 to start working on the current month's module

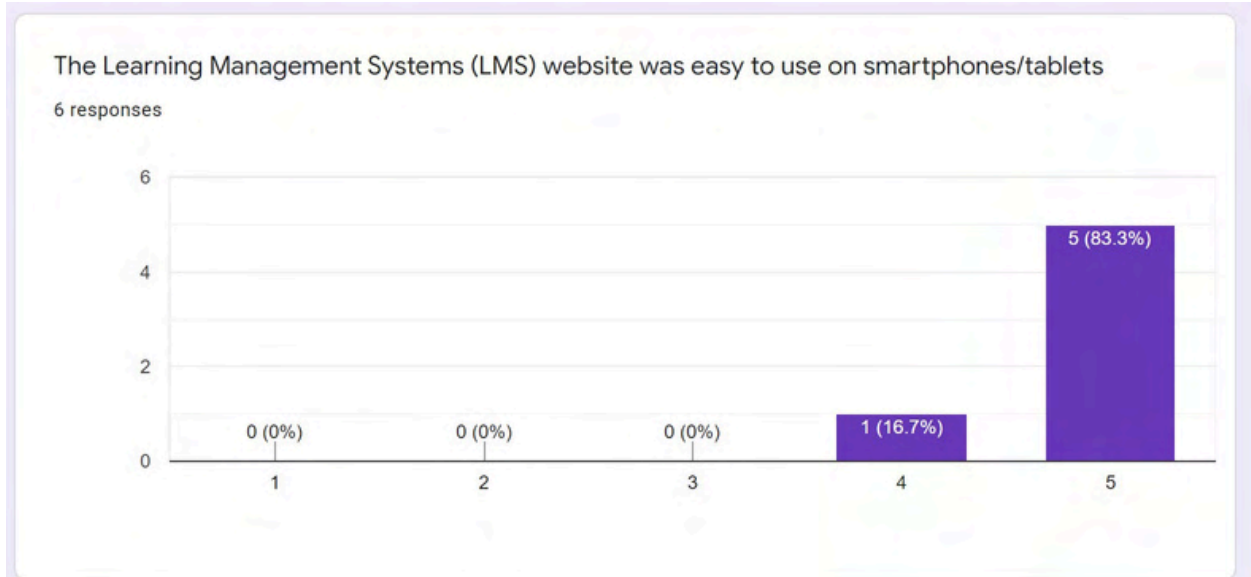
## U7: ASSIGNMENT - PROGRAM EVALUATION REPORT



Question 7 -*I had no problem logging into Articulate360 to start working on the current month's module*, which happened to be the most diverseresult within the evaluation. Over 4 participants or 66.7% stated 5-*Strongly Agree*, while1 participant or 16.7% placed 4-*Agrees* their answer. The results confirmed that six participants overall were able to log into their Articulate 360 accounts no problem, while one participant (16.7%) placed 3-*Neutral*, as he received their account login and password from Amalia; however, the website kept telling him the password was incorrect. This predicament resulted in having the participant place an entirely new password, with no further issue after that was resolved.

- Question 8: The Learning Management Systems (LMS) website was easy to use on smartphones/tablets

## U7: ASSIGNMENT - PROGRAM EVALUATION REPORT



Question 8 - *The Learning Management Systems (LMS) website was easy to use on smartphones/tablets*, resulting in 1 participant, or 16.7% placing 4- *Agree*, while 5 participants or 83.3% chose 5-*Strongly Agree* as the majority viewed the LMS website with a smartphone or tablet device.

- Question 9: Please provide 2-3 sentences of what you would like to see changed in the future.

## U7: ASSIGNMENT - PROGRAM EVALUATION REPORT

Please provide 2-3 sentences of what you would like to see changed in the future.

6 responses

I found this to be a lot easier than viewing emails or pamphlets all day. Forgot my assigned password but Amalia was able to give it to me. Nothing I would change.

This is awesome! I much prefer using my tablet to view this stuff. I'm glad a warehouse page was in this as drivers really need to stop getting hurt

I noticed some videos were not implemented yet, but I know this is still under construction... Great job so far!

Really enjoy the content included. I found the Rise360 login helpful, but was not sure the reason for a wix login if it had no connection to the rise login.

Very good!

Just a few modifications, some spelling errors need to be fixed. Some of the website elements are not fluid. will write up a full list for you> Our insurance company is going to love this!

Question 9 -*Please provide 2-3 sentences of what you would like to see changed in the future*, which was by far the most critical result within the evaluation. Although not a Likert scale question, this allowed each participant to place 2-3 sentences of genuine feedback on what they wished to see improved/changed throughout the future of the LMS website. This was a mandatory question within the evaluation, as Amalia wanted to learn more about which drivers found the LMS most effective. CFS Class A drivers range from different genders to age limits, making each individual prefer different ways of learning. For example, one driver in their early 30s found the use of Wix's login system unnecessary compared to Articulate 360's login. The reasoning behind this involved the necessary login for Rise 360 to observe the progress of each driver's module, while Wix's login provides no need for observation.

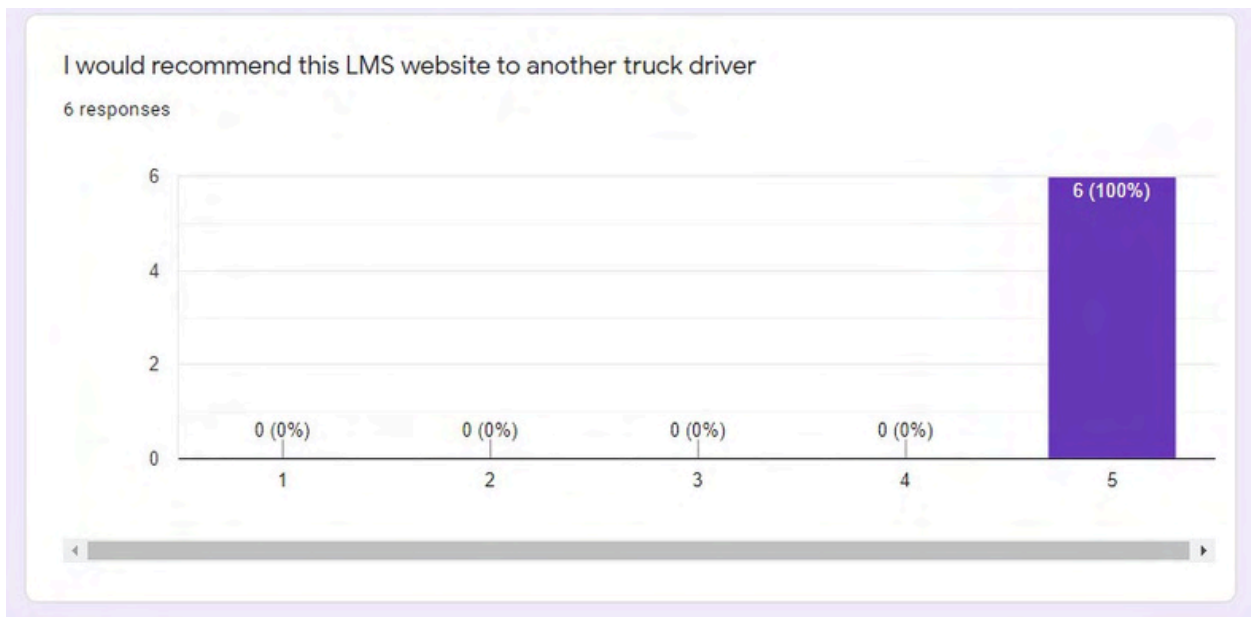
Many of the other drivers found the LMS website helpful rather than receiving emails that got lost within junk mail and pamphlets that got lost quickly after receiving them. Each driver mentioned something different, from one preferring their tablet when completing their



## U7: ASSIGNMENT - PROGRAM EVALUATION REPORT

module to the flexibility of logging in at any time of the day. Amalia also participated in the evaluation and mentioned minor tweaks, such as grammatical issues that can be fixed quickly.

- Question 10: I would recommend this LMS website to another truck driver



Question 10 - *I would recommend this LMS website to another truck driver*, which resulted in all 6 participants, or 100% placed 5-*Strongly Agree*, confirming that all Class A drivers who volunteered to test the website throughout the week enjoyed the engagement and learning capabilities each website pages and module provided.

## U7: ASSIGNMENT - PROGRAM EVALUATION REPORT

### Discussion

Overall, the website was a complete success among all six participants; however, the need for more participants could have significantly changed the evaluation results. Viewing each question's response had an overwhelming amount of 4-Agree and 5-Strongly Agree; however, questions seven and nine provided the only debate out of the entire evaluation. For Amalia to view the progress of each Class A driver, each employee must be submitted a login and password in order to log the progress for each month's module, to complete all 13 by the end of the year. Logging into an account, in general, can be frustrating, especially if the user places the password incorrectly; however, there was no way to change how drivers log into Articulate 360. Amalia and I came up with a solution to make all driver's login passwords the same, having each driver needing to place "CFS2022!" when viewing their modules.

Question 9 provided a lot of feedback on what each participant felt when using the LMS over the following week. The majority of the drivers mentioned that the interaction and effectiveness of the LMS website pages were quite outstanding; however, one driver responded to the unnecessary use of a WIX login account, as there was no need in creating one. This comment was discussed amongst Amalia and me, and we quickly decided to remove the feature, although the initial use of the Wix login feature was to help invite Drivers to use the platform. However, despite mentioning it within the website, Amalia did not wish to mention the necessary use of the WIX login to each driver on a daily basis.

## U7: ASSIGNMENT - PROGRAM EVALUATION REPORT

### References:

Great West Casualty Company (Director). (2020). *PreventingCrash-Related Injuries* [How to prevent crash-related injuries].

Great West Casualty Company (Director). (2020). *PreventingSlip, Trip, and Fall Injuries*

[This video provides necessary steps on how to prevent slip, trip and falls outside the tractor-trailer].

Great West Casualty Company (Director). (2020). *PreventingInjuries Around the Truck*

[Preventing the cause of injuries around the truck].

Great West Casualty Company (Director). (2020). *PreventingRear-End Crashes* [This

video provides necessary steps to avoid rear-end crashes behind the wheel.].

Great West Casualty Company (Director). (2020). *PreventingRun Under Crashes* [This

video provides necessary steps on how to prevent run under crashes when driving on the highway or on 4-lane streets.].

Great West Casualty Company (Director). (2020). *PreventingLane Change Crashes* [This

video provides necessary steps on how to prevent lane change crashes and how to manage blind spots behind the wheel.].

## U7: ASSIGNMENT - PROGRAM EVALUATION REPORT

Great West Casualty Company (Director). (2020). *Preventing Loss of Control Crashes*

This video provides necessary steps on how to prevent losing control behind the wheel due to speeds or hazards on the road.].